

Using collaborate.green on a mobile device

- [Viewing pages, blog posts and comments on a mobile device](#)
- [Following up on notifications on a mobile device](#)
- [Viewing tasks on a mobile device](#)
- [Other useful information](#)
 - [Some macros may not appear](#)
 - [You can swap from mobile to standard Confluence and back again](#)

When you access collaborate.green on a mobile device, it will display an optimised version of the page. Confluence chooses the mobile or desktop interface based on your device.

On your supported mobile device, you can:

- View pages, blog posts, and user profiles.
- Add or reply to a comment on a page or blog post.
- Like a page, blog post or comment.
- Watch a page or blog post.
- See your notifications and tasks.

You cannot add or edit pages or blog posts, or edit existing comments, using the mobile interface.

If you access the 'Mobile version' from the shortcut in the sidebar on the homepage, you'll see a dashboard with three columns, displaying Popular content, Blogs and Network.

Choose a tab to see:


- Popular content – what people like in your wiki.
- Recent blogs – the latest blog posts.
- Network – updates by people in your network.

Viewing pages, blog posts and comments on a mobile device


On a mobile device, you can:

- View the content, tap a link to move to another page, and interact with the page using the standard functionality supported by mobile browsers.
- Like or unlike a page, blog post or comment.
- Watch or stop watching a page or blog post.
- Add or reply to a comment.

Following up on notifications on a mobile device

You can view and respond to your notifications on your phone or other mobile device. Tap the menu icon  to open the menu panel on the left of the page. Choose **Notifications**, and tap a notification to see its details. You can reply, watch or like via the inline actions. Tap **Open** to open the page or blog post in a new page. For full details, see 'Manage your workbox notifications' in [Notifications](#).

Viewing tasks on a mobile device

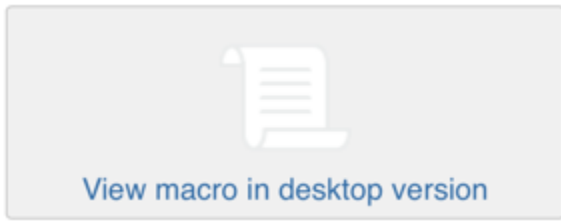
You can view and manage your tasks on your phone or other mobile device too. Tap the menu icon  to open the menu panel on the left of the page. Choose **Tasks** then tap a task to see its details.

Other useful information


Some macros may not appear

Confluence macros are not fully supported in the mobile version. If you view a page that contains an unsupported macro, you will see a message inviting you to click through to the desktop version of the page.

Screenshot: Macro not rendered in Confluence mobile



You can swap from mobile to standard Confluence and back again

You can swap from the mobile view to the standard view of a page at any time. Choose the menu icon , then choose **Switch to desktop version**.

You can also swap from the desktop view to the mobile view, if you are on a mobile device. Choose the option **Switch to Confluence Mobile** at the top of the window.
